

Matthias Is Chosen

PreK-
K

WITNESS • EASTER 7 • YEAR B

ACTS 1:15-17, 21-26



7

What is happening in this story?

It's incredibly important to the preaching recorded in Acts that those who proclaimed Christ in the first generation were themselves eyewitnesses to Jesus' resurrection. So important that when one apostle is being chosen to replace Judas, that apostle himself needs to be an eyewitness. This person can truly proclaim they saw Jesus both dead and alive. As a participant in Jesus' ministry, this person also has a firsthand understanding of its purpose and content. It is easier for the disciples to trust someone who knew Jesus with the task of carrying on his ministry.

Why does this story matter for kids?

This story speaks to kids about different ways we can cope with change. Maybe they have experienced a Sunday school teacher or coach moving to another job. It's important to trust God in transitions, just as the disciples trusted the Holy Spirit to guide them to choose a new disciple. They can also carry on the mission, just as the disciples did by choosing Matthias to carry on Jesus' ministry.

What is the lectionary connection?

After Easter we read how the early church began and how the disciples put together their early leadership team. In the Gospel text, we hear Christ's words of promise that those who lead the movement Jesus is starting are his chosen ones and are blessed by him.

AGE LEVEL TIP

This is a good lesson to emphasize the importance of praying and relying on the Holy Spirit when making important decisions. If kids get stuck on the idea that only one new disciple was chosen, keep them focused on the disciples' devotion to letting God choose.



GENERAL SUPPLIES

- Glue sticks
- Crayons
- Clear tape

LESSON SUPPLIES

- Paper lunch bags
- Cotton balls dipped in vanilla extract
- Googly eyes (1/2 in.)
- Pebbles
- Socks
- Plastic Easter egg

WHIRL SUPPLIES • WHIRL STORY BIBLES • DVD • FLOOR MAT • LEAFLETS

Do some kids arrive early? Try this.

Place crayons, pebbles, socks, vanilla-scented cotton balls, and googly eyes in separate paper bags. **The word *witness* means to see and then tell about something. Your senses help you be a good witness.** Invite kids to feel, smell, and shake the bags to guess what's inside.

Invite kids to sit around the Floor Mat.

Point out the season (Easter), color (yellow), and icon (butterfly). **A witness sees something and tells others what he or she saw. The first people who saw Jesus after he was resurrected told others. Many more people believed in Jesus because of those witnesses. We can be witnesses about Jesus today. We use all of our senses to witness—our eyes see, ears hear, tongues taste, noses smell, and hands feel.** Invite kids to point to their eyes, ears, mouths, noses, and hands. Give each kid a couple of googly eyes to place on the Easter section of the Floor Mat.

Form a circle and pass around an empty Easter egg. **The empty egg reminds us of the empty tomb. Jesus is alive! When you open the egg, say, "I am a witness!"**

Pass out leaflets, googly eyes, and glue sticks.

Look at your leaflets. What's missing? How many disciples are missing eyes? Lead kids in counting the disciples with eyes missing. **After Jesus rose from the dead, the disciples saw Jesus. Let's help the disciples see better by gluing on eyes. How many eyes do you need?** Count together the missing eyes, and invite kids to glue googly eyes where needed. Collect their leaflets until Respond.



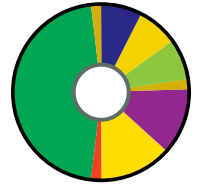
Gather kids around the screen where you'll watch the video.

In today's video, someone makes a big mess at the church. Watch for how the kids figure out who is responsible for the mess.

View Episode 13, "Matthias Mystery," on the Whirl Year B Spring PreK–Grade 2 DVD.

Ask kids these questions about the video:

- **Who does everyone blame for breaking the statue?**
- **How does it feel to be blamed for something you didn't do?**
- **Monty witnessed what happened. What did he see?**
- **Tell about a time you saw something and told what happened.**
- **What senses do you use when you're witnessing? How?**



Pass out Whirl Story Bibles to kids.

Let's find our story today! Help kids find "The Disciples Choose" on page 434. Start by pointing out the graphic that shows the butterfly in the yellow circle for the Easter season. Before you read, invite kids to look for the disciples praying to God for help in choosing the new disciple.



Read the story and Ada and Otto's questions and comments on each page.

Ask these questions after you read the story:

- How many believers were at the meeting? Can you count that high?
- The disciples had to choose between two good men. Why were Matthias and Barsabbas equally good choices to become a disciple?
- Who did the disciples ask to help them choose the new disciple?
- Who do you ask to help you choose between two good things?
- I wonder how many more people learned about Jesus and came to the next meeting.

Play together!

How good of a witness are you? Find several volunteers who are good witnesses. **I'm going to retell the Bible story we just read, and then you'll reenact it. Be sure to pay attention with all your senses. Everyone needs to be a good witness, whether you're reenacting the story or watching.** Retell or reread the story, and then have some kids act it out. **How well do you think everyone did? Was anything important left out? Was it easy to remember everything you saw and heard?** If time allows, try it again with new volunteers. **Matthias and Barsabbas were witnesses to Jesus' life, death, and return to life. I wonder what Matthias told people about Jesus.**

BIBLE BIT

- Twelve is an important number in scripture because there are twelve tribes of Israel. Having twelve apostles represented the significance of this number.

WATCH IT AGAIN

- **Let's watch the video again. This time, notice the broken statue. It's someone from our Bible story today! Who is it?**

OUR CHURCH

- This is the perfect opportunity to explain to kids how your congregation's leaders are chosen. What titles do the leaders have? How are they selected?

RESPOND 10

Pass out leaflets and crayons.

Unfold and tear off leaflet square.

1. **Each of you can be a witness about Jesus! You can tell what you learn at church and at home.**
2. **Draw yourself on the figure on the leaflet, and then write your name on the blank line.**
3. Direct kids to place their squares on the floor in a rectangular arrangement, leaving enough space between squares to be able to stand next to their square without stepping on anyone else's.
4. Form a line facing the squares. **Let's count how many squares are on the floor. 1...2...3... Let's count how many kids are in line.** Kids count off down the line.
5. **We're going to choose witnesses, just like the disciples did. When I call your name, stand next to your square.** Choose names until all kids are called.
6. **Let's count again. How many witnesses have been chosen?** Kids count witnesses.
7. **How did it feel when your name was called? What was it like to wait to hear your name called? How can you be a witness of what you saw and heard today in Sunday school?**

LAUNCH 10

Circle up with kids for a quick review.

Matthias was a good choice to be a disciple because he witnessed Jesus. Witnesses pay attention to what they see and hear, and then they tell others. How can you be a witness this week? Take time to hear kids' responses.

Pass out leaflet panels and tape.

Let's make binoculars to help us witness better. Help kids roll under the leaflet ends toward each other and tape the "binoculars" together. **Now your binoculars can help you see people and be a witness!**

Send kids out.

Pass the empty Easter egg around the circle. **When it's your turn to open the egg, say, "I am a witness!" Pass the egg to the next kid and say, "You are a witness too!"**

Pray together: **Dear God, we are ready to see, hear, and tell as witnesses about Jesus! Thank you that kids and grown-ups can be witnesses! Amen.**

Thank kids for paying attention and being good witnesses today. Remind them of the Family Square on the other side of the leaflet.