


Matthias Is Chosen

Grades
1-2

WITNESS • EASTER 7 • YEAR B

ACTS 1:15-17, 21-26



What is happening in this story?

It's incredibly important to the preaching recorded in Acts that those who proclaimed Christ in the first generation were themselves eyewitnesses to Jesus' resurrection. So important that when one apostle is being chosen to replace Judas, that apostle himself needs to be an eyewitness. This person can truly proclaim they saw Jesus both dead and alive. As a participant in Jesus' ministry, this person also has a firsthand understanding of its purpose and content. It is easier for the disciples to trust someone who knew Jesus with the task of carrying on his ministry.

Why does this story matter for kids?

This story speaks to kids about different ways we can cope with change. Maybe they have experienced a Sunday school teacher or coach moving to another job. It's important to trust God in transitions, just as the disciples trusted the Holy Spirit to guide them to choose a new disciple. They can also carry on the mission, just as the disciples did by choosing Matthias to carry on Jesus' ministry.

What is the lectionary connection?

After Easter we read how the early church began and how the disciples put together their early leadership team. In the Gospel text, we hear Christ's words of promise that those who lead the movement Jesus is starting are his chosen ones and are blessed by him.

AGE LEVEL TIP

Competition can be tough. Some kids experience the pressures of competition at ball games, in music recitals, or among their own siblings. Encourage kids to work together on a team to achieve a task or to set a personal goal, rather than measure their performance against others.



GENERAL SUPPLIES

- Glue sticks
- Pencils
- Scissors

LESSON SUPPLIES

- Tray
- Newspaper (small bits)
- Adhesive name tags
- 6 to 8 assorted small objects (toy car, pencil, cup, block, etc.)

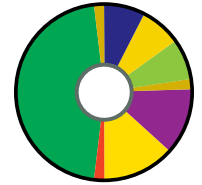
Do some kids arrive early? Try this.

Practice being an eyewitness! Place 6 to 8 small objects on a tray. Invite kids to study the tray, then have them turn around. Remove one or two objects from the tray. Have kids try to determine what's missing. The first to guess the missing object(s) becomes the next game leader.

Invite kids to gather near the Wall Chart.


Point out today's date, season (Easter), color (yellow), and icon (butterfly). **Today is the last Sunday in Easter. We know Jesus died and then rose again on Easter because people who saw Jesus alive told others this good news. People have been telling this good news for many years! What are some ways that you find out good news?** Allow kids to respond, then invite kids to glue bits of newspaper onto the wedge. **People who tell what they have seen and heard are called witnesses. We can be witnesses to the good news about Jesus too!**

Kids form two circles, one inside the other. While walking, the outer circle calls, **"Everywhere you go!"** The inner circle responds, **"Tell everyone you know!"** All kids say, **"Jesus is alive!"**



Pass out leaflets and pencils.

Sometimes we have to make a choice between two good things. Choosing can be hard. Talk about each pair of pictures on the leaflet and have kids circle the one item they prefer in each pair. **How do you choose between two good things?** Allow kids to respond. **Today we will hear how the disciples chose between two good things.** Collect their leaflets until Respond.




Gather kids around the screen where you'll watch the video.

There is a great loud noise and the kids are going to investigate. Let's see what they find.

View Episode 13, "Matthais Mystery," on the Whirl Year B Spring PreK–Grade 2 DVD.

Ask kids these questions about the video:

- **What caused the loud noise?**
- **How would you have felt if you were Victor? Why?**
- **Why do you think the kids doubted Victor's story?**
- **What did Monty see?**
- **Is being a witness important? Why or why not?**



Pass out Whirl Story Bibles to kids.

Let's find our story today! Help kids find "The Disciples Choose" on page 434. Start by pointing out the graphic that shows the butterfly in the yellow circle for the Easter season. Before you read, invite kids to look for a large group of believers, Jesus after he rose, and believers welcoming the new disciple.



Read the story and Ada and Otto's questions and comments on each page.

Ask these questions after you read the story:

- How many believers gathered for the meeting?
- What did Peter ask the believers to help do?
- Why was it important to choose someone who saw Jesus after he rose from the dead?
- How do you think Barsabbas and Matthias felt?
- Why do you think the believers prayed before making a choice?

Play together!

We're going to practice being witnesses and describing what we see by playing a game called "I Spy." Choose someone to be the first witness. **Look around and choose something to describe, but don't let anyone know what you've chosen.** Have the first witness complete the following sentence: **"I spy with my little eye something that is (name a color)."** Then allow each kid to ask the witness one question to find out more information, or to take a guess at what the object might be. Continue until someone guesses the object correctly. That kid becomes the next witness. **Share what you've seen and tell what you've heard—you can be a witness!**

BIBLE BIT

In the Old Testament book of Joshua, the practice of casting lots was used to divide land. In the New Testament, soldiers cast lots to divide Jesus' clothing at his crucifixion.

WATCH IT AGAIN

What does Jax yell when Victor is telling his story?
What does Jax yell when Monty is telling his story?
What might Jax learn from this encounter?

OUR CHURCH

How does your church make decisions? Obtain a copy of the minutes from a church council or congregational meeting. Talk about how decisions are made.

RESPOND 10

Pass out leaflets and pencils.

Unfold and tear off leaflet square.

1. Introduce the game. **What is a “witness”?** Allow kids to respond. **We’re going to play a game to see how much everyone remembers about the Bible story we heard today.**
2. Point out the empty piece of note paper on the leaflet. Encourage kids to write their own question about today’s story in the space.
3. Divide the kids into two teams.
4. The first kid on the first team may ask any question on the leaflet including his or her own.
5. The first kid on the second team may answer the question or consult his or her team for help.
6. The leader acts as scorekeeper and awards 1,000 points to the team for a correct answer. Everyone crosses the question off their leaflet.
7. If an incorrect answer is given, the question remains on the leaflet and can be asked again at another time.
8. Play then passes to the other team to ask the next question.
9. Continue playing until all of the questions have been asked and answered correctly.
10. **How can you be a witness for Jesus?**

LAUNCH 10

Circle up with kids for a quick review.

We learned how important it is to be a witness today. Matthias was chosen to be the new disciple because he was a witness to Jesus’ resurrection. What things were you a witness to today? Allow kids to respond.

Pass out leaflet panels, adhesive name tags, and scissors.

Cut apart the three vertical strips of words: ASK ME, ABOUT, and JESUS. Fold each strip accordion style. Glue the first box of each strip to an adhesive name tag. **Wear the tag. Be a witness!**

Send kids out.

Kids form two circles, one inside the other. While walking, the inner circle calls, **“Everywhere you go!”** The outer circle responds, **“Tell everyone you know!”** All kids say, **“Jesus is alive!”**

Pray together: **Dear God, thank you for choosing Matthias to be a witness for Jesus. Help me to be a witness for Jesus too! Amen.**

Thank kids for sharing what they’ve seen and telling what they’ve heard. Remind them of the Family Square on the other side of the leaflet.